

KEDIA ADVISORY

DAILY SPICES REPORT

4 Oct 2024

- JEERA
- DHANIYA
- TURMERIC



Kedia Stocks & Commodities Research Pvt. Ltd.

Research Advisory | White Labelling | Digital Marketing



NCDEX Future Market Update

Commodity	Expiry	Open	High	Low	Close	% Change
TURMERIC	18-Oct-24	13,550.00	13,750.00	13,490.00	13,654.00	-1.73
TURMERIC	20-Dec-24	14,130.00	14,230.00	13,824.00	14,162.00	-1.64
JEERA	18-Oct-24	26,155.00	26,495.00	26,155.00	26,405.00	0.27
JEERA	20-Nov-24	25,900.00	25,900.00	25,565.00	25,800.00	-0.37
DHANIYA	18-Oct-24	7,396.00	7,410.00	7,250.00	7,264.00	-1.86
DHANIYA	20-Nov-24	7,610.00	7,618.00	7,462.00	7,478.00	-1.73

Spot Market Update

Commodity	Place	Price	% Chg
Jeera	उंझा	26,248.90	0.21
Jeera	जोधपुर	26,600.00	0.38
Dhaniya	गोंडल	7,385.45	0.42
Dhaniya	कोटा	7,397.10	-0.34
Turmeric (Unpolished)	निजामाबाद	13,671.25	-0.9
Turmeric (Farmer Polished)	निजामाबाद	14,424.05	-0.49

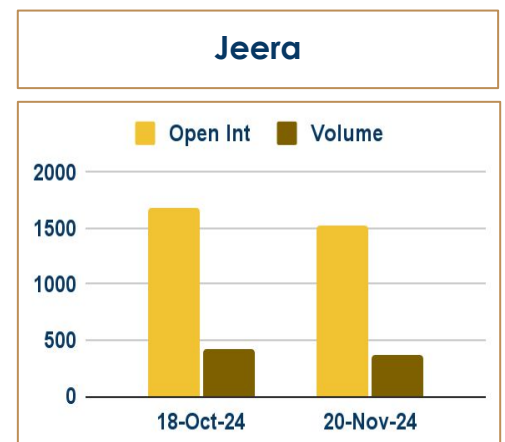
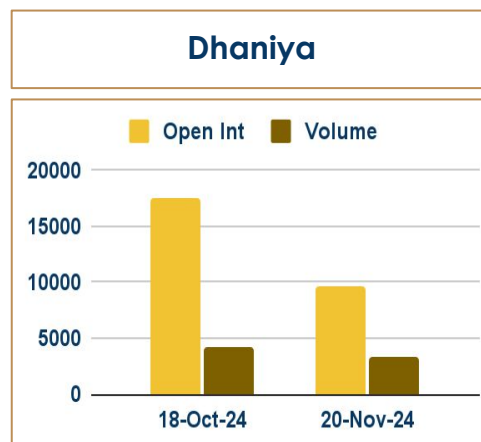
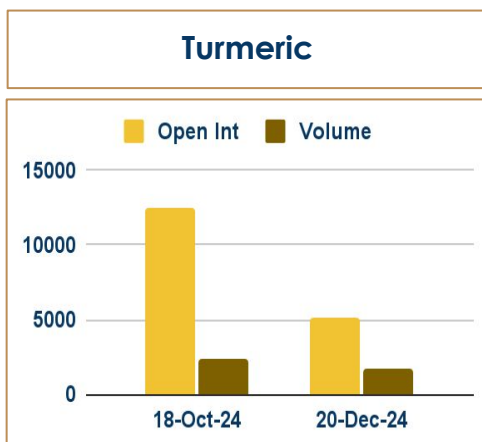
Currency Market Update

Currency	Country	Rates
USDINR	India	83.96
USDCNY	China	7.05
USDBDT	Bangladesh	119.59
USDHKD	Hongkong	7.77
USDMYR	Malaysia	4.24
USDAED	UAE	3.67
EURUSD	Europe	1.10

Open Interest Snapshot

Commodity	Expiry	% Change	% Oi Change	Oi Status
TURMERIC	18-Oct-24	-1.73	-5.00	Long Liquidation
TURMERIC	20-Dec-24	-1.64	12.17	Fresh Selling
JEERA	18-Oct-24	0.27	0.18	Fresh Buying
JEERA	20-Nov-24	-0.37	5.38	Fresh Selling
DHANIYA	18-Oct-24	-1.86	-10.17	Long Liquidation
DHANIYA	20-Nov-24	-1.73	18.80	Fresh Selling

OI & Volume Chart



Technical Snapshot



BUY JEERA OCT @ 26200 SL 25800 TGT 26600-26900. NCDEX

Spread JEERA NOV-OCT -605.00

Observations

Jeera trading range for the day is 26010-26690.

Jeera gains amid robust domestic and export demand besides tight global supplies.

However upside seen limited as the expectation of higher production weighed on the prices.

Turkey anticipates producing 12-15 thousand tons, while Afghanistan's output could double.

In Unjha, a major spot market, the price ended at 26248.9 Rupees gained by 0.21 percent.

Trading Levels

Commodity	Expiry	Close	R2	R1	PP	S1	S2
JEERA	18-Oct-24	26,405.00	26690.00	26550.00	26350.00	26210.00	26010.00
JEERA	20-Nov-24	25,800.00	26100.00	25960.00	25760.00	25620.00	25420.00

Technical Snapshot



BUY DHANIYA OCT @ 7200 SL 7100 TGT 7300-7400. NCDEX

Spread **DHANIYA NOV-OCT** 214.00

Observations

Dhaniya trading range for the day is 7148-7468.

Dhaniya dropped due to good arrivals in major markets.

Traders are reporting decline in yield highlighting the challenges faced in coriander cultivation.

Traders are reporting decline in yield highlighting the challenges faced in coriander cultivation

In Gondal, a major spot market, the price ended at 7385.45 Rupees gained by 0.42 percent.

Trading Levels

Commodity	Expiry	Close	R2	R1	PP	S1	S2
DHANIYA	18-Oct-24	7,264.00	7468.00	7366.00	7308.00	7206.00	7148.00
DHANIYA	20-Nov-24	7,478.00	7676.00	7578.00	7520.00	7422.00	7364.00

Technical Snapshot



BUY TURMERIC OCT @ 13500 SL 13200 TGT 13800-14000. NCDEX

Spread TURMERIC DEC-OCT 508.00

Observations

Turmeric trading range for the day is 13372-13892.

Turmeric dropped on profit booking after prices gained amid reports of crop damage due to heavy rains

Total arrivals were reported at 14,915 bags, lower than the previous session's 16,975 bags.

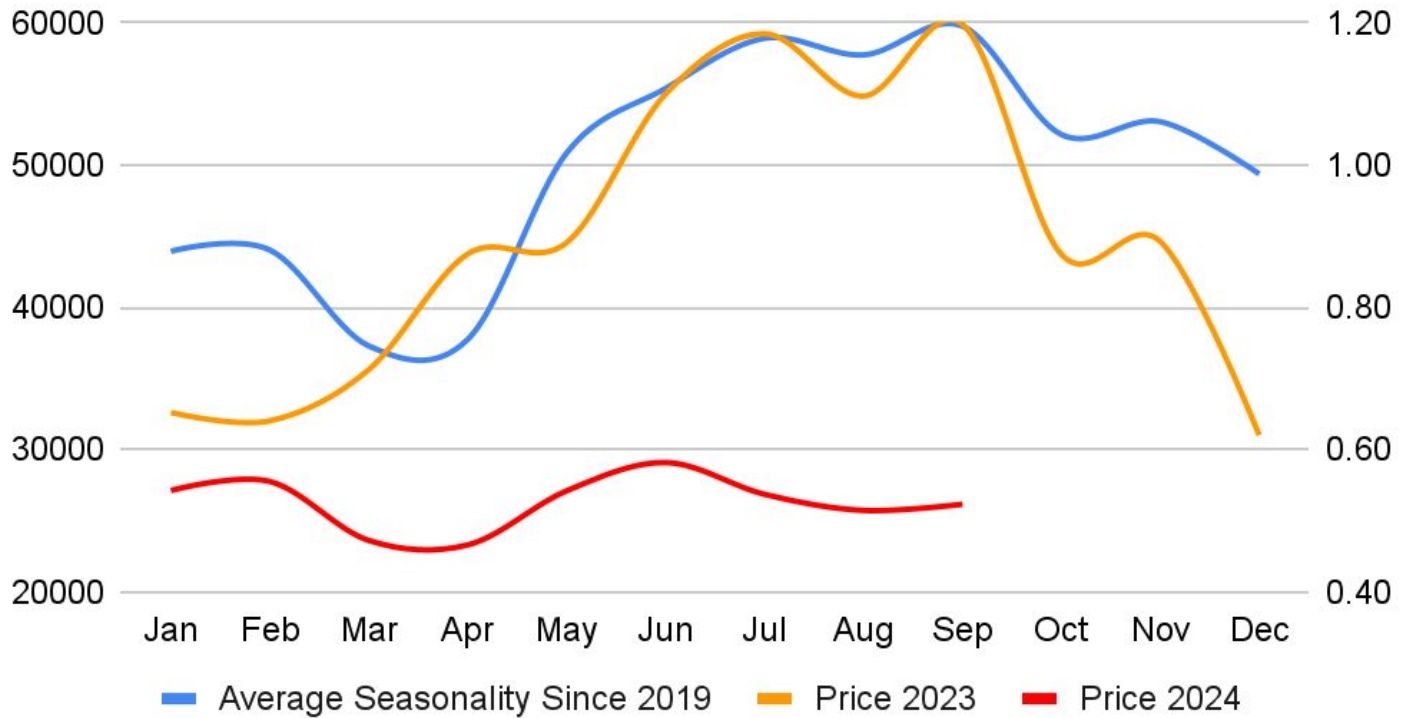
Turmeric sowing on the Erode line is reported to be double as compared to last year

In Nizamabad, a major spot market, the price ended at 14424.05 Rupees dropped by -0.49 percent.

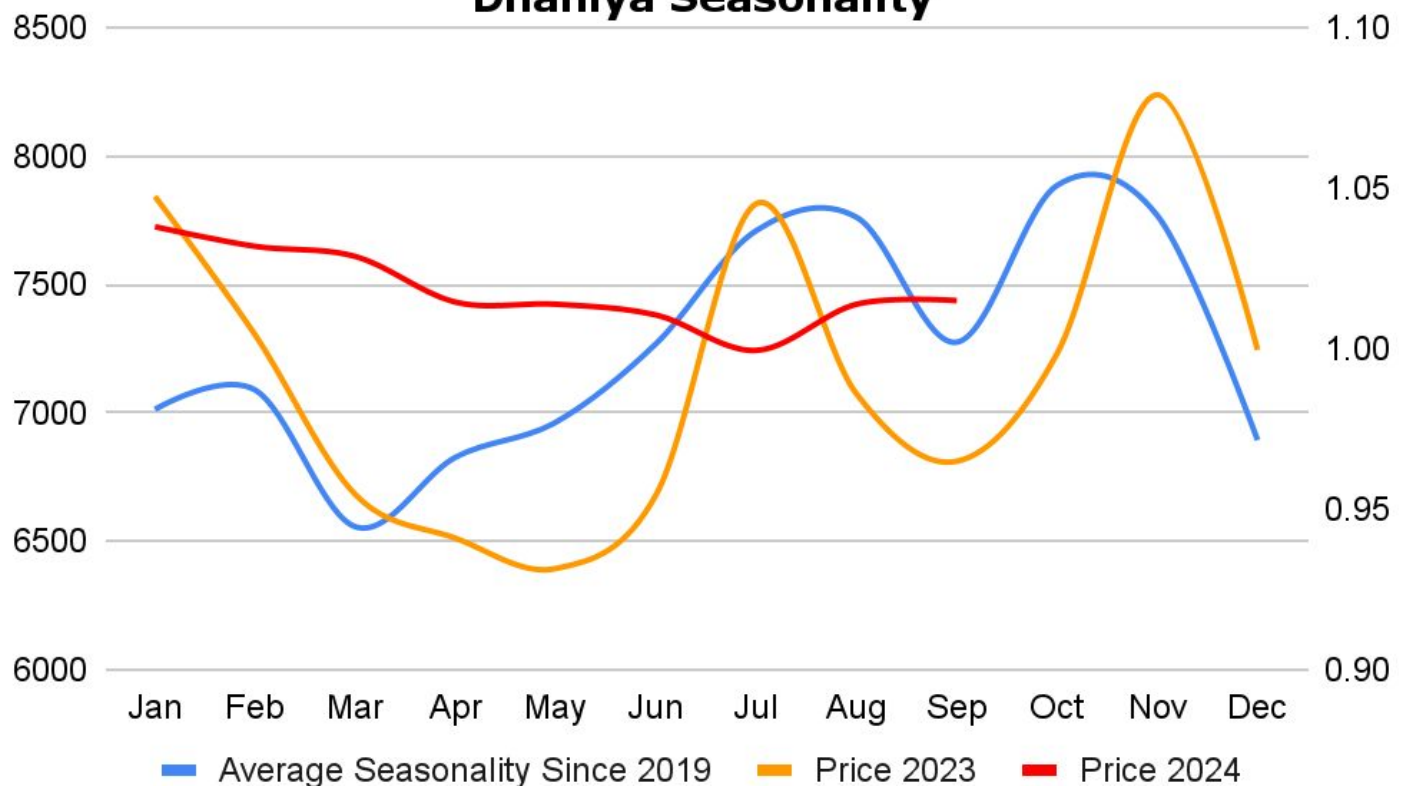
Trading Levels

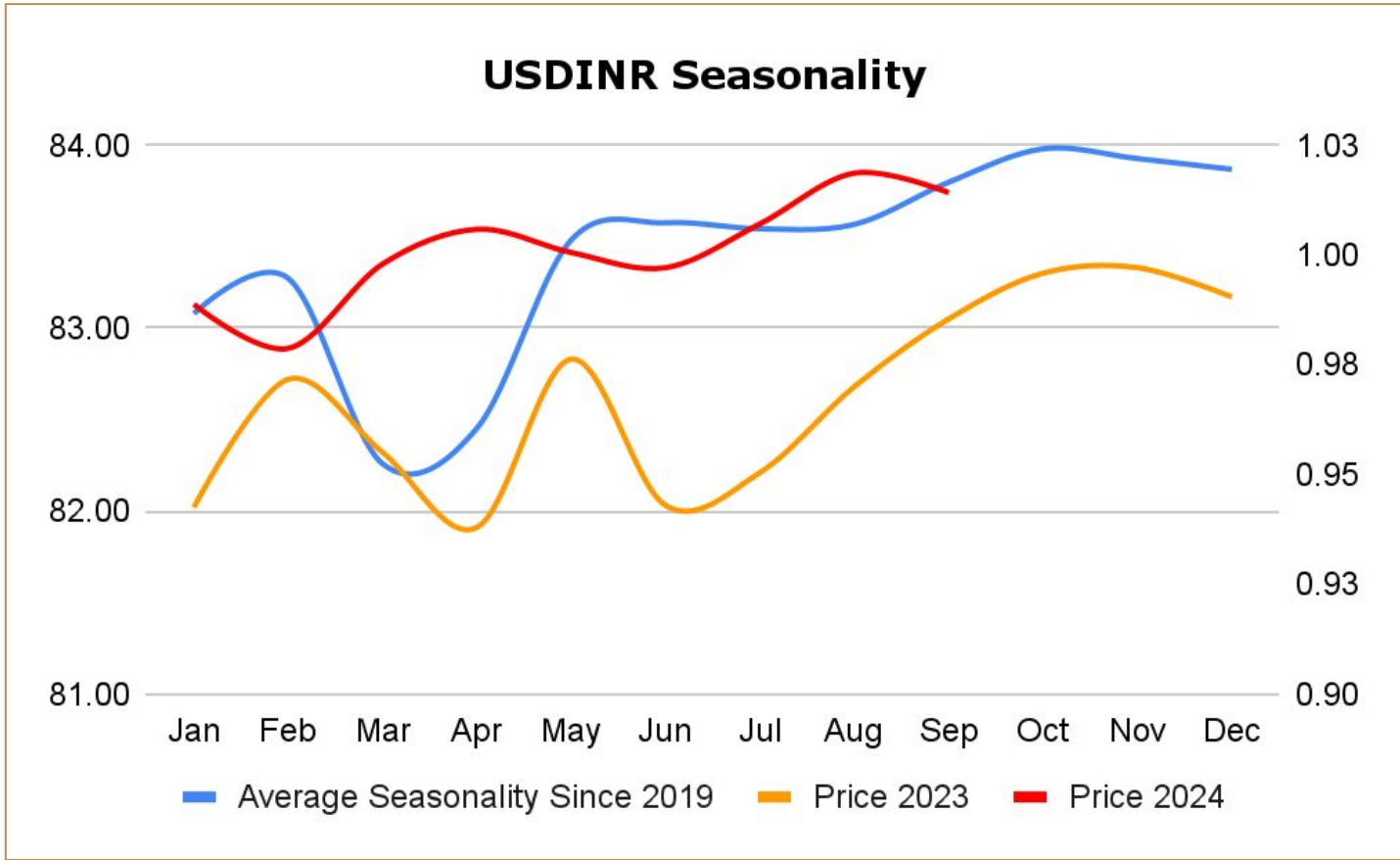
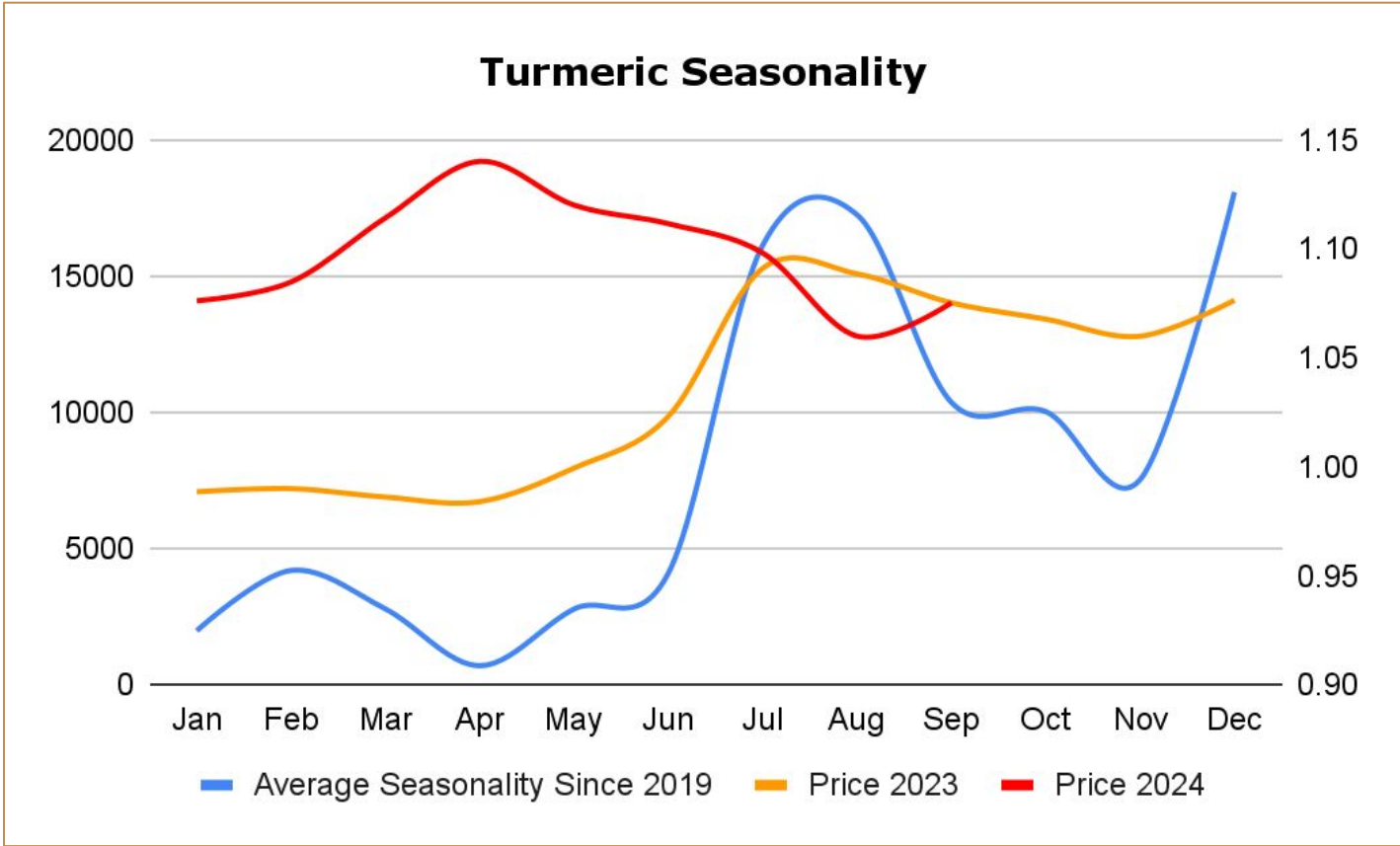
Commodity	Expiry	Close	R2	R1	PP	S1	S2
TURMERIC	18-Oct-24	13,654.00	13892.00	13774.00	13632.00	13514.00	13372.00
TURMERIC	20-Dec-24	14,162.00	14478.00	14320.00	14072.00	13914.00	13666.00

Jeera Seasonality



Dhaniya Seasonality





This Report is prepared and distributed by Kedia Stocks & Commodities Research Pvt Ltd. Our SEBI REGISTRATION NUMBER - INH000006156. for information purposes only. The recommendations, if any, made herein are expressions of views and/or opinions and should not be deemed or construed to be neither advice for the purpose of purchase or sale through KSCRPL nor any solicitation or offering of any investment /trading opportunity. These information/opinions/ views are not meant to serve as a professional investment guide for the readers. No action is solicited based upon the information provided herein. Recipients of this Report should rely on information/data arising out of their own investigations. Readers are advised to seek independent professional advice and arrive at an informed trading/investment decision before executing any trades or making any investments. This Report has been prepared on the basis of publicly available information, internally developed data and other sources believed by KSCRPL to be reliable. KSCRPL or its directors, employees, affiliates or representatives do not assume any responsibility for or warrant the accuracy, completeness, adequacy and reliability of such information/opinions/ views. While due care has been taken to ensure that the disclosures and opinions given are fair and reasonable, none of the directors, employees, affiliates or representatives of KSCRPL shall be liable for any direct, indirect, special, incidental, consequential, punitive or exemplary damages, including lost profits arising in any way whatsoever from the information/opinions/views contained in this Report. The possession, circulation and/or distribution of this Report may be restricted or regulated in certain jurisdictions by appropriate laws. No action has been or will be taken by KSCRPL in any jurisdiction (other than India), where any action for such purpose (s) is required. Accordingly, this Report shall not be possessed, circulated and/ or distributed in any such country or jurisdiction unless such action is in compliance with all applicable laws and regulations of such country or jurisdiction. KSCRPL requires such a recipient to inform himself about and to observe any restrictions at his own expense, without any liability to KSCRPL. Any dispute arising out of this Report shall be subject to the exclusive jurisdiction of the Courts in India.

KEDIA ADVISORY

KEDIA STOCKS & COMMODITIES RESEARCH PVT LTD

Mumbai, India

SEBI REGISTRATION NUMBER - INH000006156

For more details, please contact: +91 93234 06035 / 96195 51022

Email: info@kediaadvisory.com

Regd.Off.: 1, 2, 3 & 4, 1st Floor, Tulip Bldg, Flower Valley Complex, Khadakpada Circle,
Kalyan-(W), Mumbai-421301